

Place Value Activities

by Sherry Skipper-Spurgeon, Santa Ana USD
sherryssmath@yahoo.com



CONCEPT Number Sense

SKILLS Reading, writing, ordering, comparing, and rounding numbers; estimating; using place value and number operations

BACKGROUND An understanding of place value is essential to the development of number sense. To achieve this goal, children need a variety of learning experiences that solidify their knowledge of our base-ten system. These activities provide needed concept development and practice in a hands-on format.

Number Chart Puzzles

MATERIALS Blank hundreds charts, pencils, scissors, overhead of the blank hundreds chart, overhead pens.

DIRECTIONS Using the overhead of the blank hundreds chart, model for children how to fill in the numbers 1–25. Then ask, “What number is next? Where will 40 be?” Point to a blank spot and ask, “What number belongs here?” Through questions such as these, help your children see the patterns of the numbers.

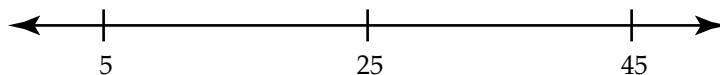
Give blank charts to children and have them complete the chart. Next, have them cut along lines to make four puzzle parts from the chart. Tell children, “Mix up the pieces. See if you can put them back together into the correct order.” This may be difficult, especially for those children who are unfamiliar with number patterns and place value. Have children mix up their own puzzle pieces and switch with a partner. Partners then try to put the puzzle together.

To challenge some children, you may want to have them begin with a number other than 1 or 0. Try having children begin numbering their charts with 17 or any other number. Many children often memorize specific number patterns, beginning with 0 or 1. Having them begin with a different number forces them to think carefully about what they are doing.

Number Line Rounding

MATERIALS Number line, post-it notes or parent-made number cards

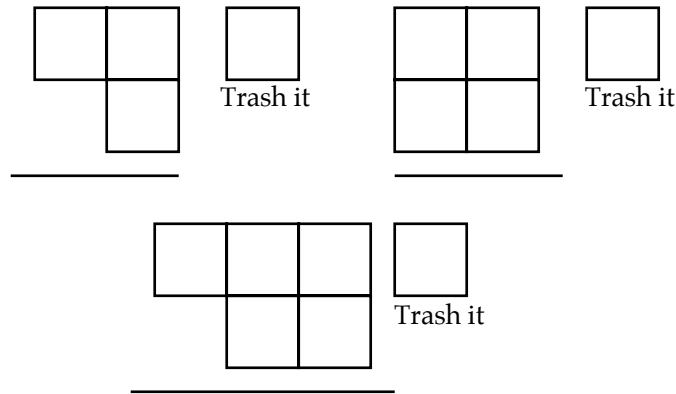
DIRECTIONS Create a generic number line (adding machine paper tape is great for making number lines). The number line might show only the numbers 1 and 100 or any other set of numbers. Children use estimation strategies to place number cards onto the number line. (Sample number line below.)



Attach the number line to the chalkboard or bulletin board. Either pre-make number cards or have children write numbers on post-it notes from a predetermined set of numbers, depending on your grade level. If you use number cards, then decide how to fasten the cards to the number line.

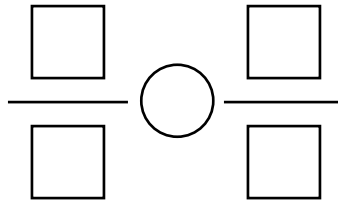
Children look at the number cards/post-it notes and see if they can

Buddy Check



◆ Fractions: Fraction Products (smallest, greatest)

Buddy Check



Tell the children which version of the game to play and provide an example so that all children understand the goal. Over time, after the games have been played, children begin to recognize the mathematical terms (i.e. sum, product) so that it will not be necessary to provide examples. Shuffle the number cards, showing one card at a time to the players. (Do NOT replace cards you have drawn back into the card pile.) Each child writes the number in one of the spaces on the game board. The parent then calls out, “buddy check.” Each child looks over to see if his/her classmates have written the number in one of the spaces. Players MUST write down a number each time one is drawn. The peer pressure from the “buddy check” keeps all the children honest. Show another card, and the steps continue. For some of the games, draw an extra number, so children have the choice of trashing one number.

The game objective determines the winner of each game. Children can keep track of their own progress because there can be more than one “winner.” When announcing the final answer, the child MUST correctly say the number(s) written within the boxes aloud. For example, if the answer is 5,720, the child must say, “five-thousand seven-hundred twenty.”



Permission is granted to reproduce and share this article for instructional use by parents, guardians, teachers, and families—provided it is duplicated with full credit given to the author, the California Mathematics Council, and its Journal, the ComMuniCator.

Hundred Chart handout, next page...

NAME _____

1	2	3	4	5	6	7	8	9	10
11	12	13	14	15	16	17	18	19	20
21	22	23	24	25	26	27	28	29	30
31	32	33	34	35	36	37	38	39	40
41	42	43	44	45	46	47	48	49	50
51	52	53	54	55	56	57	58	59	60
61	62	63	64	65	66	67	68	69	70
71	72	73	74	75	76	77	78	79	80
81	82	83	84	85	86	87	88	89	90
91	92	93	94	95	96	97	98	99	100

HUNDRED CHART

© Paul Giganti, Jr., 2000